

**USER'S GUIDE**

**PREFIX™**  
**PRO**

**FISHMAN®**

This fine instrument is equipped with a FISHMAN PREFIX™ PRO ACOUSTIC GUITAR SYSTEM. Please read these instructions carefully. If you have any questions or problems, please call our **CUSTOMER SERVICE LINE** at **(978) 988-9665**.

The PREFIX™ PRO is an instrument-mounted pickup / preamp system that offers total control of your amplified guitar sound.

## **The Pickup**

The PREFIX™ PRO ACOUSTIC GUITAR SYSTEM includes a FISHMAN ACOUSTIC MATRIX pickup; made with a unique co-polymer sensing material, available exclusively from FISHMAN. This technology is not available from any other manufacturer. The sensing material exhibits a sensitivity and dynamic range that far surpasses all other known sensing materials.

The ACOUSTIC MATRIX transducer is a fully EMI shielded, multi-layer sandwich of co-polymer strips that run the length of the pickup. This design allows the pickup to sense the motion of the entire saddle length, providing superb string to string balance, as well as sensitivity to both the strings and top of the instrument.

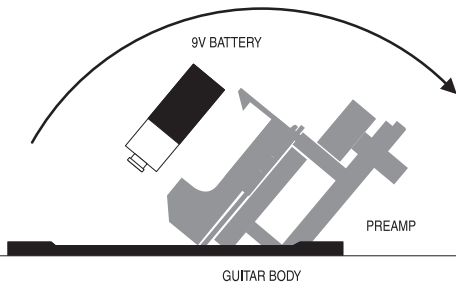
## **The Preamp**

The PREFIX™ PRO preamp module incorporates a unique "flip-top" battery compartment for easy access. Level is set by the VOLUME control. Shelving BASS & TREBLE and resonant style MIDDLE & BRILLIANCE controls are included for precise tone-shaping. A LOW BATTERY indicator lets you know when it's time to change the battery.

## PREAMP FUNCTIONS

### BATTERY COMPARTMENT

Pull the small tab at the top of the PREFIX™ PRO preamp toward you. The body of the preamp will swing out, revealing the BATTERY COMPARTMENT. Insert a fresh 9V alkaline battery.



### POWER

The PREFIX™ PRO has no ON/OFF switch. It is turned on only when an instrument cable is plugged into the endpin jack. To conserve the battery, remove the instrument cable from the endpin jack when the unit is not being used.

**NOTE:** Plug an instrument cable into the endpin jack **before** you plug into the sound equipment. Doing so will prevent loudspeaker damage.

### BATTERY LOW LED

When plugging into the endpin jack, the LOW BATTERY light will flash momentarily, indicating that the power is on. When the LOW BATTERY light stays on, it is time to change the battery.

## **CONTROLS**

### **NOTCH FILTER**

This is a fixed level, variable-frequency filter for eliminating feedback or unwanted resonance. The affected frequency is variable from 40 to 500 Hz. The NOTCH FILTER is effectively off in the full counter-clockwise position.

### **VOLUME CONTROL**

The Volume control goes from very quiet to very loud.

### **BASS, & TREBLE CONTROLS**

These are boost/cut shelving tone controls. The center detent yields a flat response.

### **MIDDLE & BRILLIANCE CONTROL**

These are resonant style boost/cut filters. When boosted, the BRILLIANCE control can add presence to your sound or brighten up dead strings. When cut, the MIDDLE control “scoops” out harsh midrange frequencies.

### **PHASE SWITCH**

The PHASE switch compensates for acoustic phase differences that often occur between instrument and speaker. It can be used as a tone filter at low volume levels or a feedback filter at high levels. The PHASE switch can correct any electrical phase difference between the PREFIX PRO system and an outboard instrument microphone. Flip the PHASE switch several times and use your ear to find the optimum setting. The best position for the PHASE switch may change, depending on the sound system and/or venue acoustics.

## SUGGESTED EQ SETTINGS

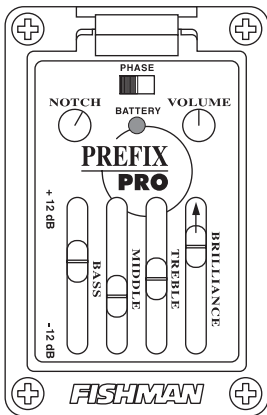
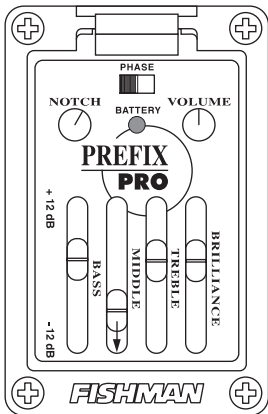
These settings are meant to be used as a starting point for building your sound.

### MID CUT

This is a good all-around setting.

Cut the MIDDLE Level to taste.

You can also cut midrange by boosting the BASS and TREBLE sliders to realize an implied mid-cut at 800 Hz.



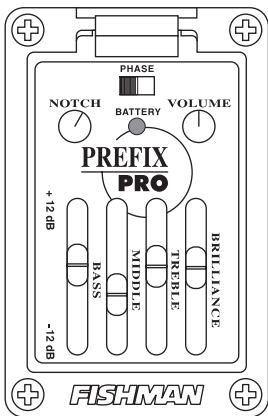
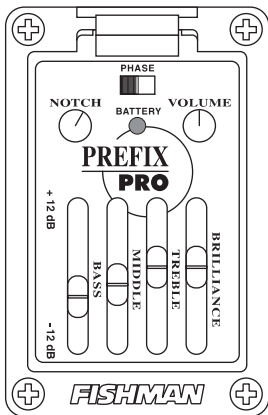
### BRILLIANCE

If you are playing through a guitar amplifier or have dead strings on the instrument, you can brighten up your sound with this setting.

## SUGGESTED EQ SETTINGS, CONTINUED

### CUT THROUGH THE MIX

For cutting through a live band mix at high volumes.



### FINGERSTYLE

This setting will add fullness to the bass and definition to the treble.

**SPECIFICATIONS**

Nominal Input Level:	-20 dBV
Input Overload:	(20 Hz - 20 kHz) +2 dBV
Input Impedance:	20 M Ohms
Output Impedance:	Less than 3.5 k Ohms
Nominal Output Level:	-12 dBV
THD:	Less than .04 %, -20 dBV input
Signal to Noise Ratio:	77 dB (A weighted referred to nominal -20 dBV input)
Current Drain:	Less than 3.5 mA
Power Supply:	9V Alkaline battery (estimated 160 hours continuous use with low battery indicator at 6.5V)
Notch Filter Range:	40Hz - 500 Hz (-15 dB)
Bass Control Range:	± 12 dB at 60 Hz ± 3 dB at 350 Hz
Treble Control Range:	± 12 dB at 10 kHz ± 3 dB at 2.4 kHz
Mid Control Range:	± 12 dB at 1 kHz ± 3 dB Bandwidth 1.1 kHz
Brilliance Control Range:	± 12 dB at 10 kHz ± 3 dB Bandwidth 7 kHz

All specifications subject to change without notice.

**PREFIX**<sup>™</sup>  
**PRO**

# LIMITED WARRANTY

INSTALLATION BY A QUALIFIED PROFESSIONAL REPAIRMAN IS STRONGLY RECOMMENDED. FISHMAN TRANSDUCERS WILL NOT BE RESPONSIBLE FOR ANY DAMAGES THAT MAY RESULT FROM IMPROPER INSTALLATION.

The FISHMAN PREFIX™ PRO ACOUSTIC GUITAR SYSTEM is warranted to function for a period of One (1) Year from the date of purchase. If the unit fails to function properly within the warranty period, free repair and the option of replacement or refund in the event that FISHMAN is unable to make repair are FISHMAN's only obligations. This warranty does not cover any consequential damages or damage to the unit due to misuse, accident, or neglect. FISHMAN retains the right to make such determination on the basis of factory inspection. Products returned to FISHMAN for repair or replacement must be shipped in accordance with the Return Policy, as follows. This warranty remains valid only if repairs are performed by FISHMAN. This warranty gives you specific legal rights and you may also have other rights which may vary from state to state.

## RETURN POLICY

To return products to FISHMAN TRANSDUCERS, you must follow these steps...

1. Call FISHMAN TRANSDUCERS at 978-988-9199 for a Return Authorization Number ("RAN").
2. Enclose a copy of the original Bill of Sale as evidence of the date of purchase, with the product in its original packaging and a protective carton or mailer.
3. FISHMAN TRANSDUCERS' technicians will determine whether the item is covered by warranty or if it instead has been damaged by improper customer installation or other causes not related to defects in material or workmanship.
4. Warranty repairs or replacements will be sent automatically free of charge.
5. If FISHMAN TRANSDUCERS determines the item is not covered by warranty, we will notify you of the repair or replacement cost and wait for your authorization to proceed.



**FISHMAN TRANSDUCERS®**

340-D Fordham Road Wilmington MA 01887 USA

Phone 978-988-9199 • Fax 978-988-0770

[www.fishman.com](http://www.fishman.com)